

### ⚡ Specifications

#### Nominal Voltage(V)

12V

#### Nominal Capacity

20	hour rate	(1.8A	to	10.50V)	36Ah
10	hour rate	(3.42A	to	10.50V)	34.2Ah
5	hour rate	(6.12A	to	10.20V)	30.6Ah
1	C	(36A	to	9.60V)	20.4Ah
3	C	(108A	to	9.60V)	14.4Ah

#### Weight

Approx. 10.7kg(23.54Lbs.)

#### Internal Resistance (at 1KHz)

Approx. 8 mΩ

#### Maximum Discharge Current for

5 seconds: 540A

#### Charging Methods at 25°C(77°F)

Cycle use:

Charging Voltage 14.4 to 15.0V

Coefficient -5.0mV/°C/cell

Maximum Charging Current : 10.8A

Standby use:

Float Charging Voltage 13.5 to 13.8V

Coefficient -3.0mV/°C/cell

#### Operating Temperature Range

Charge -15°C(5°F) to 40°C(104°F)

Discharge -15°C(5°F) to 50°C(122°F)

Storage -15°C(5°F) to 40°C(104°F)

#### Charge Retention (shelf life) at 20°C(68°F)

1 month 92%

3 month 90%

6 month 80%

#### Case Material

ABS UL94 HB

Option: Flammability resistance of (UL94 V-0)

#### Design Life

3-5 Years.

#### Terminal

F8



### ⚡ Dimensions

#### Length (L)

197±2-1 (7.76±0.08-0.04)

#### Width (W)

131±2-1 (5.16±0.08-0.04)

#### Height (H)

159±2-1 (6.26±0.08-0.04)

#### Overall Height (HT)

170±2-1 (6.69±0.08-0.04)

#### Description of torque value of hard ware for the terminals:

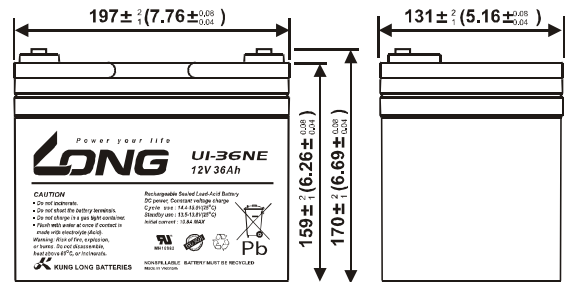
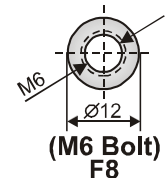
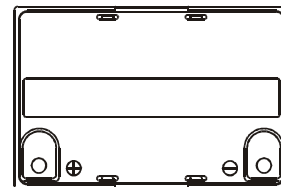
Recommended torque value

M6: 7 N-m (71kgf-cm)

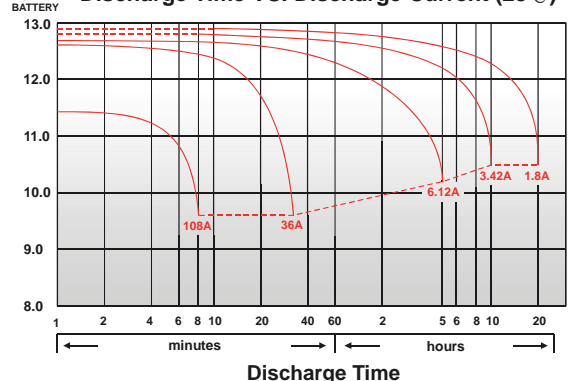
Maximum allowable torque value

M6: 9 N-m (92kgf-cm)

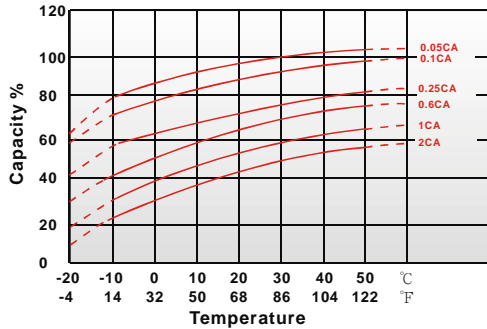
mm(inch)



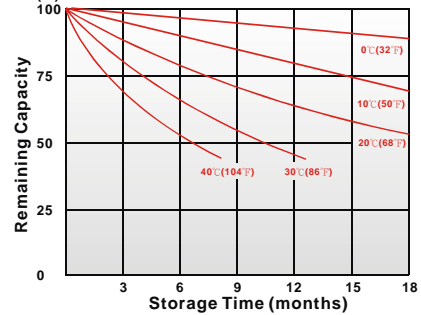
(V) Discharge Time VS. Discharge Current (25°C)



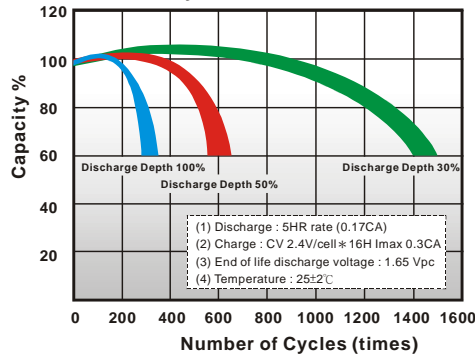
Effect of Temperature on Capacity 25°C(77°F)



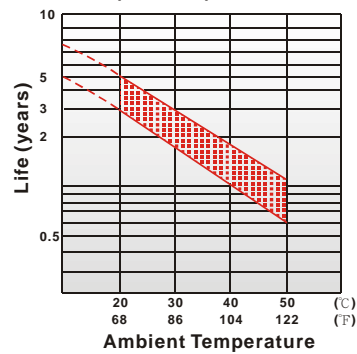
Capacity Retention Characteristic



Cycle Service Life



Trickle (or float) Service Life



### - PERFORMANCE DATA

#### Discharge Rates in Watts to Various End Voltages at 25°C(77°F)

End Voltage		1.85V	1.80V	1.75V	1.70V	1.67V	1.65V	1.60V
Time								
5	min	175	188	203	215	221	226	235
10	min	134	142	150	158	163	167	174
15	min	117	123	127	131	133	136	139
30	min	73.7	76.2	77.7	79.0	79.7	80.5	81.8
60	min	44.2	45.7	46.7	47.5	47.8	48.2	48.7
120	min	24.3	25.5	26.3	27.0	27.2	27.5	27.8
180	min	18.5	19.3	20.0	20.5	20.7	20.8	21.0
240	min	15.0	15.3	15.5	15.7	15.8	15.9	16.0
300	min	12.3	12.5	12.7	12.9	13.0	13.0	13.1
600	min	7.12	7.25	7.37	7.48	7.60	7.67	7.75
1200	min	3.63	3.75	3.83	3.92	3.95	3.98	4.03

#### - Discharge Rates in Amperes to Various End Voltages at 25°C(77°F)

End Voltage		1.85V	1.80V	1.75V	1.70V	1.67V	1.65V	1.60V
Time								
5	min	93.3	104	115	124	128	132	139
10	min	69.0	74.3	79.4	84.2	86.7	89.4	93.9
15	min	60.8	63.7	64.9	66.0	66.4	66.9	67.6
30	min	37.3	38.9	39.8	40.6	41.1	41.4	42.1
60	min	20.6	21.7	22.6	23.4	23.7	24.1	24.5
120	min	11.7	12.3	12.8	13.2	13.3	13.5	13.7
180	min	8.89	9.21	9.42	9.61	9.68	9.75	9.83
240	min	7.38	7.52	7.59	7.64	7.66	7.69	7.73
300	min	6.27	6.38	6.43	6.48	6.50	6.52	6.55
600	min	3.52	3.59	3.64	3.68	3.69	3.71	3.73
1200	min	1.81	1.88	1.93	1.96	1.97	1.98	1.99

All data on the spec. sheet is an average value:

The tolerance range : X<6min(+15%~-15%), 6min ≤ X < 10min(+12%~-12%), 10min ≤ X < 60min(+8%~-8%), X ≥ 60min(+5%~-5%)

150319-1M